




Spelling games and activities for P3s!





Learning and teaching spellings can definitely become tedious if we keep using the same activities! Here are some fun ways to mix it up a bit. Eventually the children will be able to do them all independently!



Word Work
Rainbow Write

- write the word in
- write the word in
- write the word in
- write the word in
- write the word in
- write the word in



GIANT WORD SEARCH



We're going on a word hunt! Write them out and stick around the garden or house!

Spelling races- put paper at one end of the garden, a tub of words at the other and see who can get to the end and spell them right!

Ball toss- take a letter each in this game!

More ideas...

- Jenga- key words written on end of each block, children take out, read it aloud and put on top of tower.
- Padlock/key- match the key to the padlock, sight words written on both
- Chalk writing- write the words on the ground and wash
- Bun case toss- bun tin with paper cases in, write key word in each paper case, child toss pompom into a case, say the word, write the word
- Pegs- put in order to spell the words
- Rainbow writing- messy! Rainbow background, shaving foam and spell in the foam
- Book Creator on iPad- you can write and type words on screen then record your voice
- Lego letters- build a word
- Put paint in a bag and use a finger or brush to spell words or practice letters
- Type your words!
- Magnetic letters
- 'Post' some challenges to your child... send instructions for a game, maybe from Dr X, Ant, Cat, Tiger or Max!

